

QG030 Series

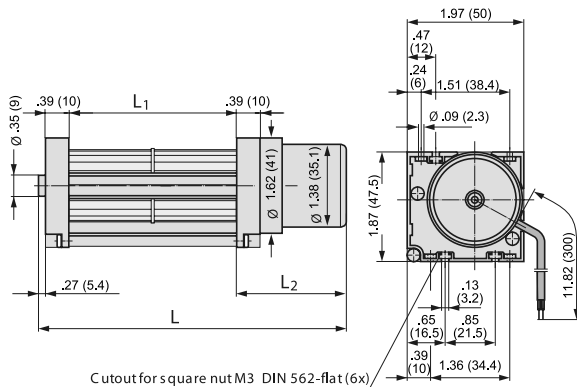
Crossflow Blower

148...353mm x Ø 30mm Impeller

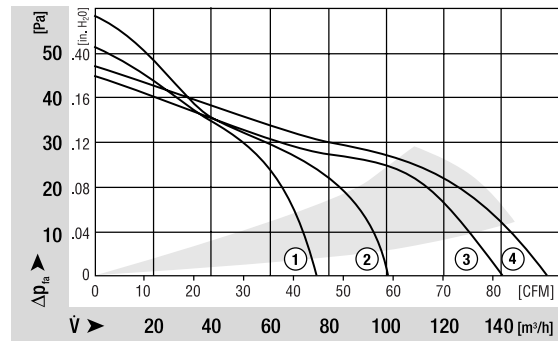


- DC blower with electronically commutated external rotor motor. Fully integrated commutation electronics. With electronic protection against reverse polarity, blockin and overloading by PTC-resistor; partially impedance protected.
- Motor with ball bearing system. Blower wheel mounting plate with sleeve bearings.
- Fan propeller and air duct housing of aluminum. Plastic housing ends.
- Rotational direction CW looking at rotor. Air exhaust through housing port.
- Electrical connection via 2 leads. Stripped and tinned ends.
- UL, CSA, VDE approvals on most models. Please contact application engineering
- Minimum order quantity may apply.

Part Number	Curve	CFM @ D	VDC	Volt. Range	Power (W)	dBA	Max Amb. Temp C	Bearing Type	Features	Wgt. (lbs)
QG030-148/12	1	44	12	8 to 14	6.2	49	60	Ball	Leads	0.56
QG030-198/12	2	59	12	8 to 14	8	51	60	Ball	Leads	0.69
QG030-303/12	3	82	12	8 to 14	8.7	51	60	Ball	Leads	0.81
QG030-353/12	4	91	12	8 to 14	9.6	51	60	Ball	Leads	0.88
QG030-148/14	1	44	24	16 to 28	6.2	49	60	Ball	Leads	0.56
QG030-198/14	2	59	24	16 to 28	8	51	60	Ball	Leads	0.69
QG030-303/14	3	82	24	16 to 28	8.5	51	60	Ball	Leads	0.81
QG030-353/14	4	91	24	16 to 28	9.6	51	60	Ball	Leads	0.88

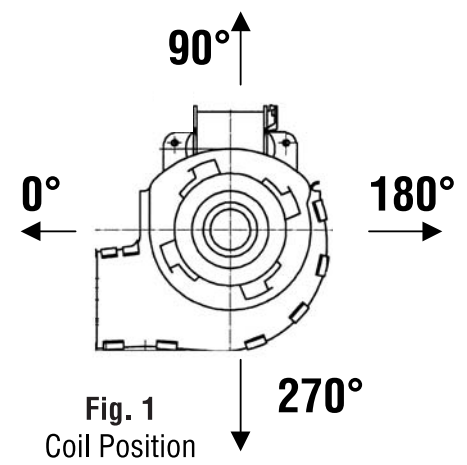
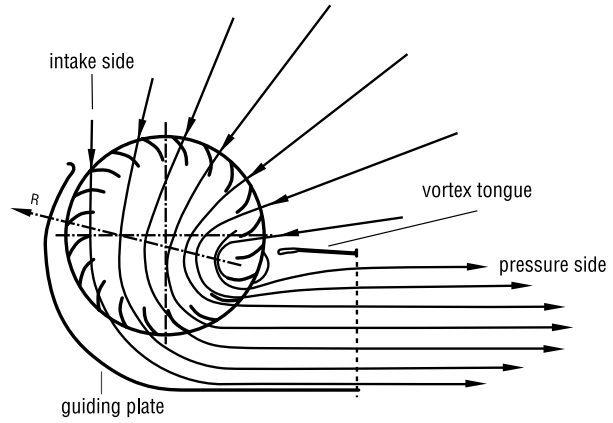


Type:	L	L1
QG030-148/ ..	7.92 (201)	5.83 (148)
QG030-198/ ..	10.17 (258)	7.80 (198)
QG030-303/ ..	14.30 (363)	11.94 (303)
QG030-353/ ..	16.27 (413)	13.91 (353)

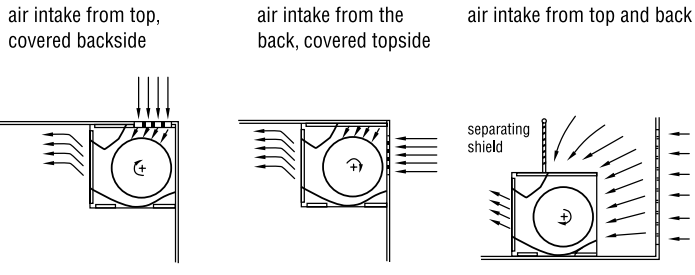


Crossflow Blower Installation Recommendations

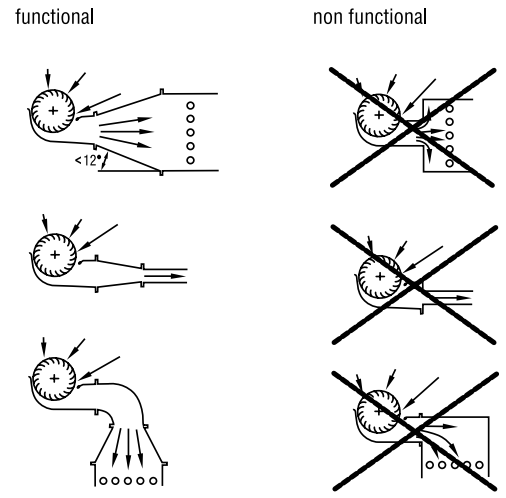
Vortex stream through tangential blower



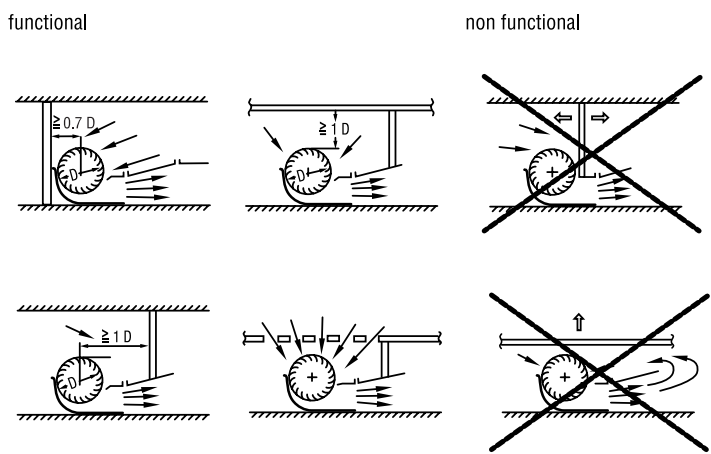
Mounting conditions for QL 4 series



Mounting conditions on pressure side QLK, QLZ, QLN



Mounting conditions on intake side QLK, QLZ, QLN



Separation of suction and pressure area

